

ARCHITECTURAL CHANGE APPLICATION

C/O J&L Property Management, Inc
10191 W. Sample Rd. #203
Coral Springs, Fl 33065
Office: (954) 753-7966 Fax: (954) 753-1210
Www.jlpropertymgmt.com

REQUIREMENTS FOR SUBMISSION OF ARB FORMS

- Work cannot be started until you receive back the architectural form signed and approved.
- If you are doing the work yourself, put “Homeowner” next to “Contractor Name” on the Architectural Change Application. Only submit documents 1-4 that are listed below.
- Include one (1) copy of the documents listed below **WITH** your architectural request or it may not be accepted if it’s incomplete.
- The unit owner is responsible for obtaining necessary permits required from the City.
- The unit owner is responsible for any and all damages to Association property and any utilities, including sewer, water, cable, electric and telephone.
- The unit owner must remove all debris off Association property from the work that is being done.
- Other conditions may be applicable and may be determined or stipulated on an individual basis.
- Please note: If you are part of a Master Association, you will be required to obtain approval from them as well prior to starting any work.

DOCUMENTS LISTED BELOW MUST BE SUBMITTED BACK WITH YOUR REQUEST:

1. **Complete ARB form – Fill in each box indicating colors, materials, and proposed work**
2. **Indemnity Letter - NOTARIZED**
3. **A picture of the item/material that will be installed or used for your request (Windows, doors, paint samples, etc.)**
4. **A copy of the property Survey or a Site Plan indicating where and what the improvements are (If applicable)**
5. **A copy of the Contractor’s License**
6. **A copy of the Contract detailing the work (does not have to show the price)**
7. **A copy of the Contractor’s General Liability Insurance Certificate & Workers Comp Certificate or Exemption form. The General Liability Certificate and Workers Comp Certificate must be made out to your Association as follows:**

VANTAGE HOMEOWNERS ASSN. INC.
c/o J&L Property Management, Inc.
10191 W. Sample Rd. #203
Coral Springs, FL 33065

Documents can be returned to J&L Property Management via Emailed, mailed or dropped off to our office. Below is the information for your records.

Email: Arcrequests@jlpropertymgmt.com

Mail: J & L Property Management, Inc.
10191 West Sample Rd., Suite 203
Coral Springs, FL 33065

Architectural Review Board Form

ASSOCIATION NAME : **VANTAGE HOMEOWNERS ASSOCIATION, INC.**

Homeowner Name: _____ Email: _____

Address: _____ Phone #: _____

Contractor Name: _____ License #: _____

Address: _____ Phone #: _____

	List Materials To Be Used:	Type/Style:	Color
Roof:			
Painting Exterior Walls:			
Fascia:			
Patio Screen Encl:			
Privacy Fence:			
Driveway/Walk:			
Shutters:	# of Shutters		
Windows/Doors:	# of Windows: # of Doors:		
Other:			

OFFICE USE ONLY

The Architectural Drawings for improvements on the above lot have been reviewed by the Architectural Control Board and have been:

_____ **Approved** _____ **Approved with Comments** _____ **Denied**

Comments: _____

Chairman/Committee Member

Date: _____

INDEMNITY LETTER

(Unit Owner Name)

Date: _____

To Whom It May Concern:

I, the undersigned, agree to indemnify and hold harmless **VANTAGE HOMEOWNERS ASSOCIATION, INC.**, from any and all liability, defense costs, including attorney fees and all other fees incidental to defense, loss or damage **VANTAGE HOMEOWNERS ASSOCIATION, INC.**, may suffer as a result of claims, demands, costs or judgments against it arising from the work.

(Signature of Owner)

Street Address

(Print Name of Owner)

City, State, Zip

ACKNOWLEDGEMENT

STATE OF FLORIDA,
COUNTY OF _____

Before me personally appeared _____ to me well known and known to me to be the person described in and who executed the foregoing instrument, and acknowledged to and before me that _____ executed said instrument for the purposes therein expressed.

NOTARY PUBLIC – STATE OF FLORIDA

MY COMMISSION EXPIRES



HomeDynamics.com

VANTAGE PAINT SCHEME BOOKLET

INDEX

- 1.0 - INDEX
- 1.1 - PAINT SCHEME OPTIONS
- 1.2 - PAINT SCHEME OPTIONS
- 1.3 - PAINT SCHEME OPTIONS
- 1.4 - PAINT SCHEME OPTIONS
- 1.5 - PAINT SCHEME OPTIONS

FLOOR PLANS AND ELEVATIONS ARE NOT TO SCALE AND ILLUSTRATIONS ARE AN ARTIST'S DEPICTION. THERE MAY BE VARIANCES IN DIMENSIONS AND DETAILS. DEPICTED DIMENSIONS AND MEASUREMENTS ARE APPROXIMATE AND MAY NOT BE PRECISE.

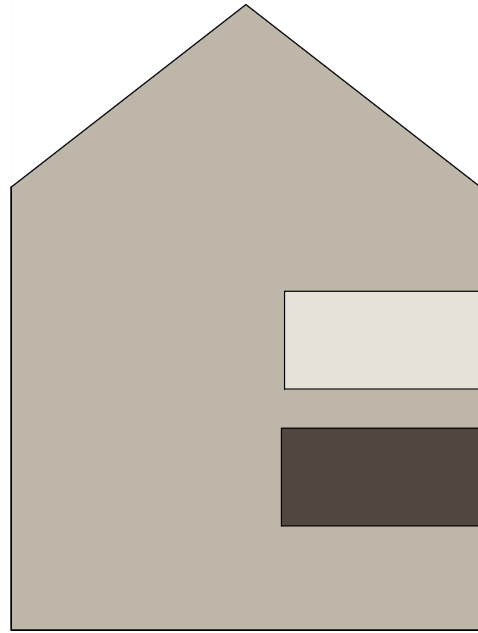
INDEX
NOT TO SCALE

VAN | PAINT SCHEME OPTIONS


1.0

FLOOR PLANS AND ELEVATIONS ARE NOT TO SCALE AND ILLUSTRATIONS ARE AN ARTIST'S DEPICTION. THERE MAY BE VARIANCES IN DIMENSIONS AND DETAILS. DEPICTED DIMENSIONS AND MEASUREMENTS ARE APPROXIMATE AND MAY NOT BE PRECISE.

PAINT SCHEME #1



BODY COLOR:
ANEW GRAY
SW 7030

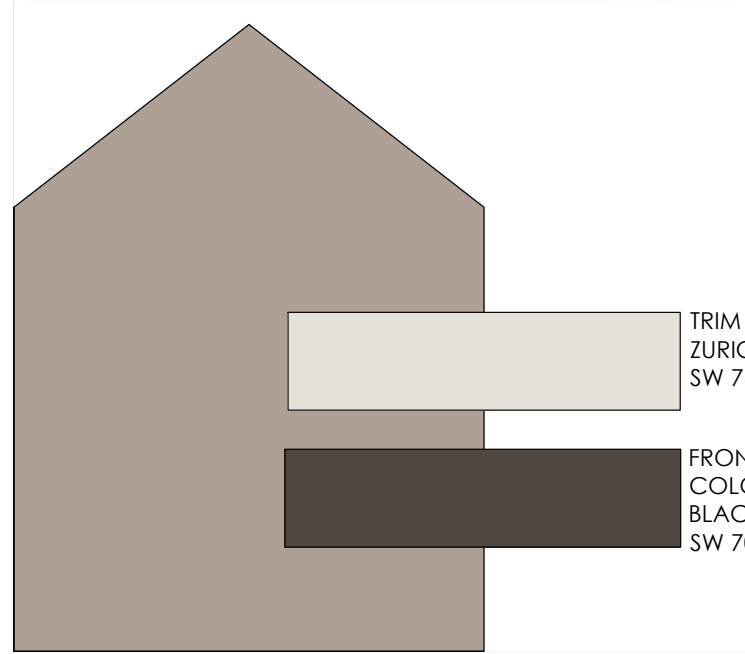


TRIM COLOR:
ZURICH WHITE
SW 7626




FRONT DOOR
COLOR:
BLACK FOX
SW 7020


PAINT SCHEME #2



BODY COLOR:
MEGA GREIGE
SW 7031



TRIM COLOR:
ZURICH WHITE
SW 7626



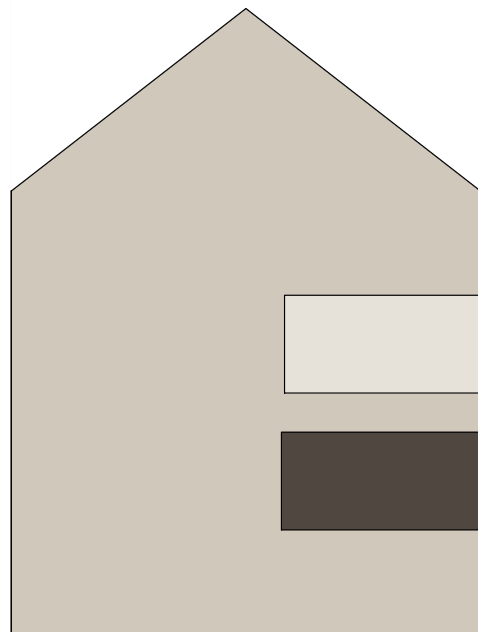
FRONT DOOR
COLOR:
BLACK FOX
SW 7020

PAINT SCHEME
NOT TO SCALE

VAN | PAINT SCHEME OPTIONS

1.1

PAINT SCHEME #3




BODY COLOR:
ACCESSIBLE BEIGE
SW 7036

TRIM COLOR:
ZURICH WHITE
SW 7626

FRONT DOOR
COLOR:
BLACK FOX
SW 7020

PAINT SCHEME #4



BODY COLOR:
TONY TAUPE
SW 7038

TRIM COLOR:
ZURICH WHITE
SW 7626

FRONT DOOR
COLOR:
BLACK FOX
SW 7020

FLOOR PLANS AND ELEVATIONS ARE NOT TO SCALE AND ILLUSTRATIONS ARE AN ARTIST'S DEPICTION. THERE MAY BE VARIANCES IN DIMENSIONS AND DETAILS. DEPICTED DIMENSIONS AND MEASUREMENTS ARE APPROXIMATE AND MAY NOT BE PRECISE.

PAINT SCHEME
NOT TO SCALE

VAN | PAINT SCHEME OPTIONS

1.2

FLOOR PLANS AND ELEVATIONS ARE NOT TO SCALE AND ILLUSTRATIONS ARE AN ARTIST'S DEPICTION. THERE MAY BE VARIANCES IN DIMENSIONS AND DETAILS. DEPICTED DIMENSIONS AND MEASUREMENTS ARE APPROXIMATE AND MAY NOT BE PRECISE.

PAINT SCHEME #5




BODY COLOR:
ZURICH WHITE
SW 7626

TRIM COLOR:
ZURICH WHITE
SW 7626

FRONT DOOR
COLOR:
BLACK FOX
SW 7020

PAINT SCHEME #6



BODY COLOR:
DOWNING STONE
SW 2821

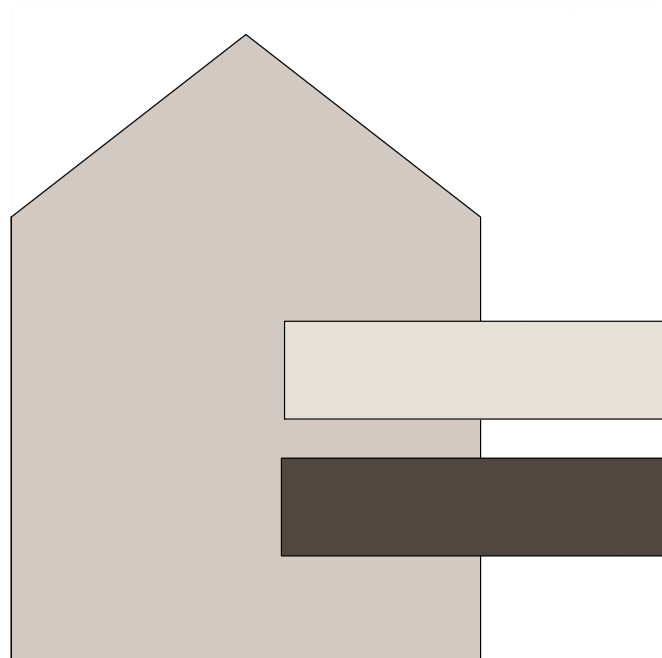
TRIM COLOR:
ZURICH WHITE
SW 7626

FRONT DOOR
COLOR:
BLACK FOX
SW 7020


PAINT SCHEME
NOT TO SCALE

VAN | PAINT SCHEME OPTIONS

PAINT SCHEME #7



BODY COLOR:
AGREEABLE GRAY
SW 7029

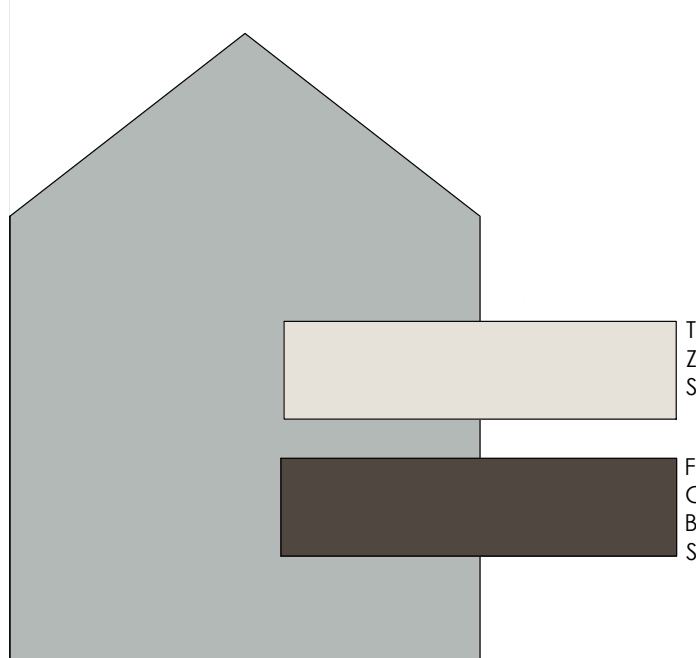


TRIM COLOR:
ZURICH WHITE
SW 7626



FRONT DOOR
COLOR:
BLACK FOX
SW 7020

PAINT SCHEME #8



BODY COLOR:
COLONIAL REVIVAL GRAY
SW 2832



TRIM COLOR:
ZURICH WHITE
SW 7626



FRONT DOOR
COLOR:
BLACK FOX
SW 7020

FLOOR PLANS AND ELEVATIONS ARE NOT TO SCALE AND ILLUSTRATIONS ARE AN ARTIST'S DEPICTION. THERE MAY BE VARIANCES IN DIMENSIONS AND DETAILS. DEPICTED DIMENSIONS AND MEASUREMENTS ARE APPROXIMATE AND MAY NOT BE PRECISE.

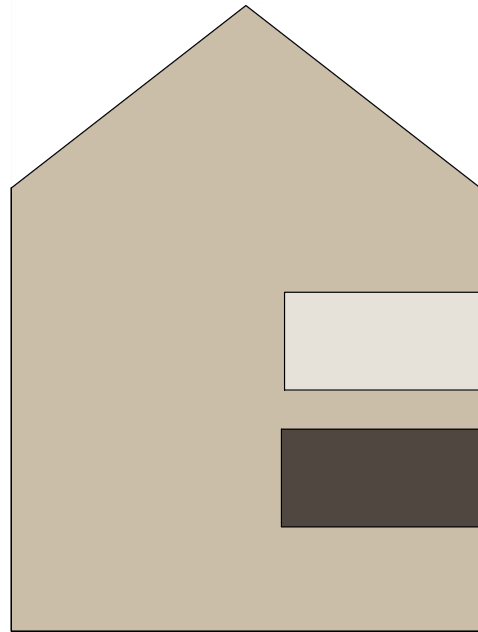
PAINT SCHEME
NOT TO SCALE

VAN | PAINT SCHEME OPTIONS


1.4

FLOOR PLANS AND ELEVATIONS ARE NOT TO SCALE AND ILLUSTRATIONS ARE AN ARTIST'S DEPICTION. THERE MAY BE VARIANCES IN DIMENSIONS AND DETAILS. DEPICTED DIMENSIONS AND MEASUREMENTS ARE APPROXIMATE AND MAY NOT BE PRECISE.

PAINT SCHEME #9



BODY COLOR:
DOWNING SAND
SW 2822

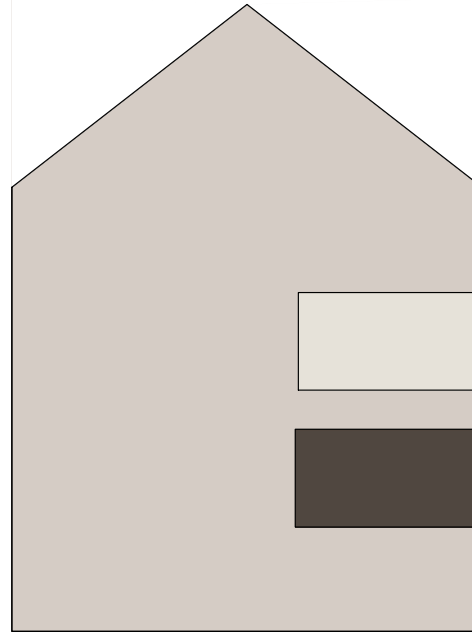


TRIM COLOR:
ZURICH WHITE
SW 7626




FRONT DOOR
COLOR:
BLACK FOX
SW 7020

PAINT SCHEME #10



BODY COLOR:
PEDIMENT
SW 7634



TRIM COLOR:
ZURICH WHITE
SW 7626



FRONT DOOR
COLOR:
BLACK FOX
SW 7020

PAINT SCHEME
NOT TO SCALE

VAN | PAINT SCHEME OPTIONS

1.5