

# ARCHITECTURAL CHANGE APPLICATION

C/O J&L Property Management, Inc  
10191 W. Sample Rd. #203  
Coral Springs, FL 33065  
Office: (954) 753-7966 Fax: (954) 753-1210  
Www.jlpropertymgmt.com

## **REQUIREMENTS FOR SUBMISSION OF ARB FORMS**

- Work cannot be started until you receive back the architectural form signed and approved.
- If you are doing the work yourself, put “Homeowner” next to “Contractor Name” on the Architectural Change Application. Only submit documents 1-4 that are listed below.
- Include one (1) copy of the documents listed below **WITH** your architectural request or it may not be accepted if it’s incomplete.
- The unit owner is responsible for obtaining necessary permits required from the City.
- The unit owner is responsible for any and all damages to Association property and any utilities, including sewer, water, cable, electric and telephone.
- The unit owner must remove all debris off Association property from the work that is being done.
- Other conditions may be applicable and may be determined or stipulated on an individual basis.
- Please note: If you are part of a Master Association, you will be required to obtain approval from them as well prior to starting any work.

## **DOCUMENTS LISTED BELOW MUST BE SUBMITTED BACK WITH YOUR REQUEST:**

1. **Complete ARB form – Fill in each box indicating colors, materials, and proposed work**
2. **Indemnity Letter - NOTARIZED**
3. **A picture of the item/material that will be installed or used for your request (Windows, doors, paint samples, etc.)**
4. **A copy of the property Survey or a Site Plan indicating where and what the improvements are (If applicable)**
5. **A copy of the Contractor’s License**
6. **A copy of the Contract detailing the work (does not have to show the price)**
7. **A copy of the Contractor’s General Liability Insurance Certificate & Workers Comp Certificate or Exemption form. The General Liability Certificate and Workers Comp Certificate must be made out to your Association as follows:**

**\*\*CRESCENT CREEK HOA, INC.\*\***  
c/o J&L Property Management, Inc.  
10191 W. Sample Rd. #203  
Coral Springs, FL 33065

**Documents can be returned to J&L Property Management via Emailed, mailed or dropped off to our office. Below is the information for your records.**

**Email:** Arcrequests@jlpropertymgmt.com

**Mail:** J & L Property Management, Inc.  
10191 West Sample Rd., Suite 203  
Coral Springs, FL 33065

Architectural Review Board Form

ASSOCIATION NAME : **CRESCENT CREEK HOA**

Homeowner Name: \_\_\_\_\_ Email: \_\_\_\_\_

Address: \_\_\_\_\_ Phone #: \_\_\_\_\_

Contractor Name: \_\_\_\_\_ License #: \_\_\_\_\_

Address: \_\_\_\_\_ Phone #: \_\_\_\_\_

	List Materials To Be Used:	Type/Style:	Color
Roof:			
Painting Exterior Walls:			
Fascia:			
Patio Screen Encl:			
Privacy Fence:			
Driveway/Walk:			
Shutters:	# of Shutters		
Windows/Doors:	# of Windows: # of Doors:		

Other: \_\_\_\_\_

**OFFICE USE ONLY**

**The Architectural Drawings for improvements on the above lot have been reviewed by the Architectural Control Board and have been:**

**Approved**     
  **Approved with Comments**     
  **Denied**

**Comments:** \_\_\_\_\_

\_\_\_\_\_  
**Chairman/Committee Member**

**Date:** \_\_\_\_\_

# INDEMNITY LETTER

\_\_\_\_\_  
(Unit Owner Name)

Date: \_\_\_\_\_

To Whom It May Concern:

I, the undersigned, agree to indemnify and hold harmless **CRESCENT CREEK HOA INC.**, from any and all liability, defense costs, including attorney fees and all other fees incidental to defense, loss or damage **CRESCENT CREEK HOA INC.**, may suffer as a result of claims, demands, costs or judgments against it arising from the work.

\_\_\_\_\_  
(Signature of Owner)

\_\_\_\_\_  
Street Address

\_\_\_\_\_  
(Print Name of Owner)

\_\_\_\_\_  
City, State, Zip

---

## ACKNOWLEDGEMENT

STATE OF FLORIDA,  
COUNTY OF \_\_\_\_\_

Before me personally appeared \_\_\_\_\_ to me well known and known to me to be the person described in and who executed the foregoing instrument, and acknowledged to and before me that \_\_\_\_\_ executed said instrument for the purposes therein expressed.


\_\_\_\_\_  
NOTARY PUBLIC – STATE OF FLORIDA

\_\_\_\_\_  
MY COMMISSION EXPIRES


# 2025 Approved Colors Collection



Walls



Trims



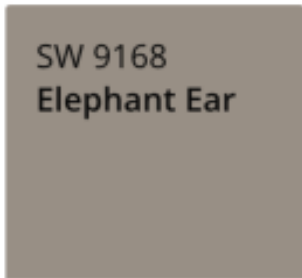
FRONT & GARAGE

DOORS

— — — — —  
DEFAULT WHITE  
COLOR ALSO  
AVAILABLE



SW 6105  
Divine White



SW 9168  
Elephant Ear




SW 7048  
Urbane Bronze


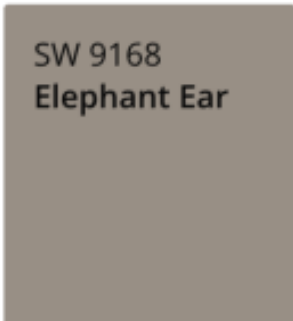
# 2025 HOA Approved Colors



Walls



TRIMS




FRONT  
& GARAGE  
DOORS

**NOTE: Garage Door**

**\*\* Can only be combined with existing Mahogany wood textured door. Garage door cannot be defaulted to white \*\***


# 2025 HOA Approved Colors




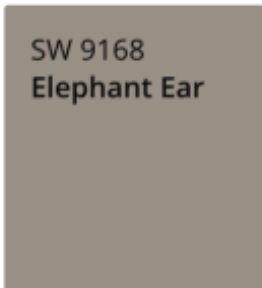
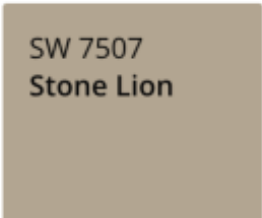
Walls

Brilliant  
White  
Also available

Together  
OR  
Single




Trims




Front  
&  
Garage  
Doors

July 2024  
HOA Approved



Walls

Important: No wood  
finish walnut/mahogany  
can be combined with  
this style.



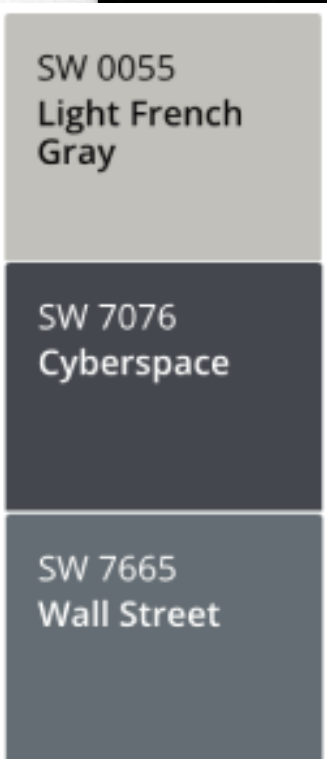
Trim



FRONT

GARAGE DOORS

Available for  
Default white  
if color is not  
desired.



SW 7057  
Silver Strand

NU 02

July 2024  
HOA Approved.

WALLS

Important: this style cannot  
be combined with our  
Default white for Doors  
(Garage Front)

Available Colors are:

- wood finish Walnut
- wood finish Mahogany



SW 7566  
Westhighland White

EN 05

TRIM

Front &  
Garage  
Doors

SW 7057  
Silver Strand


SW 7566  
Westhighland  
White

SW 7054  
Oak Leaf  
Brown





July 2024  
HOA Approved




walls

Important: this style cannot be combined with our default white for doors (garage/front).

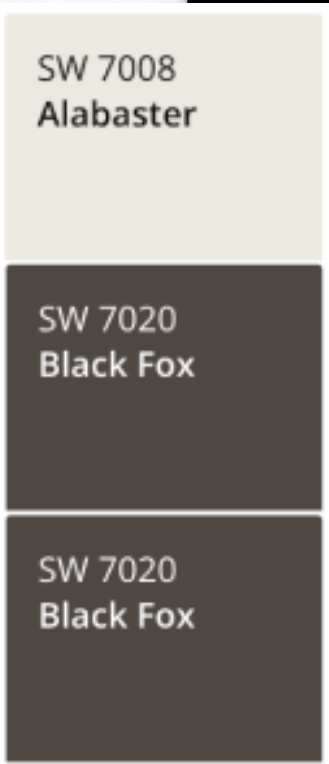
Default door colors are:

- wood finish walnut
- wood finish mahogany

Trim




Front & Garage Doors



July 2024  
HOA Approved



Walls



Trim



Doors  
(Garage & Front)

Default white  
& wood finish  
colors are  
available with  
this style

# **BORAL**

Roof Tile and Components

## Barcelona 900 - Gold Dust Blend

SKU: 1HBCS7205



SIMPLE. *elegant*. SOLUTIONS.  
from a company you can trust



## Eagle Tile Product Sample

[www.eagleroofting.com](http://www.eagleroofting.com)




### 2725 Palm Beach Blend

# STANDARD COLORS

## CANYON CLAY

No Antique

1GOCS6201NN



Stock

## **CRESCENT CREEK – APPROVED PAVERS**


**Approved Color: Multi Color Blend (Red/tan/Charcoal)**

**Please Note: \*\*Only 4x8 Bricks are allowed\*\***



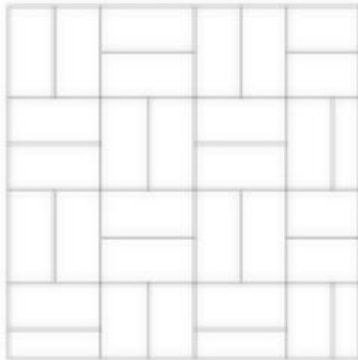
## PRODUCTS: 4X8 BRICK 2 3/8"

### SPECIFICATIONS




### INSTALLATION GUIDE

Basketweave



45° Herringbone



### DESCRIPTION

The 4X8 is the traditional pattern, yet the most diverse. This brick is suitable for any architecture from a Mediterranean Villa to a Key West Home. Designed to bring out the beauty of its surroundings the only limit on this pattern is your imagination.

